



CEVNI – ENDORSEMENT TEST # 1 - FOR ICC

(CEVNI Endorsement for the IYT International Certificate of Competence (Code Europeen Des Voies De Navigation Interieure) (European Code for Inland Waterways))

Candidates Name _____ Passport or ID Number _____

School Name _____ School Number _____

Answer All Questions - Time Allowed: 45 Minutes Pass Mark - 12 correct

This exam contains 16 questions. Only one answer is correct. If you fill out two or more answers for the same question it will be counted as a wrong answer. Read the question carefully before you answer. Use of notepaper or reference books is not allowed.

Candidates Marks


/16

Pass/Fail

Mark your answers directly on sheet- Circle the answer you think is correct

1. What is the meaning of this sign?

1. End of a restriction.
2. Diving operations in the area.
3. Entry forbidden.
4. Restricted area.



2. What is the meaning of this sound signal?

1. My engines are going astern.
2. Imminent danger of collision.
3. I am going to turn to port.
4. I am going to turn to starboard



3. What is the meaning of this signal when displayed on a vessel?

1. The vessel requires medical assistance.
2. The vessel is under 24m long and carrying passengers.
3. The vessel is carrying/loading a dangerous cargo.
4. The vessel has priority.



4. What is the meaning of this signal when displayed on a vessel?

1. The vessel is towing.
2. No sailing.
3. The vessel is fishing.
4. Sailing vessels only.



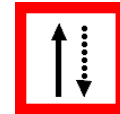
5. What is the meaning of this signal when displayed on a vessel?

1. The vessel is towing.
2. The vessel is carrying a dangerous cargo.
3. The vessel is fishing.
4. The vessel is not under command.



6. What is the meaning of this sign?

1. Keep to the left of the channel.
2. No meeting or overtaking.
3. Beware of oncoming high speed traffic.
4. Keep to the right of the channel.



7. On which side of the other vessel would you overtake when on a river?


1. On the side that your vessel is displaying a blue board.
2. On the side the other vessel is displaying a blue board.
3. On the port side of the other vessel.
5. On the starboard side of the other vessel.

8. Vessels proceeding upstream should give way to downstream vessels.

1. True.
2. False.

9. What is a vessel showing this signal?

1. Towing barges.
2. Fishing.
3. Restricted in ability to manoeuvre, pass on its port side.
4. Restricted in ability to manoeuvre, pass on its starboard side.



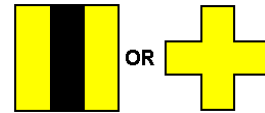
10. What is the normal minimum age for the helmsman of a vessel on inland waterways?
1. 21.
 2. 18.
 3. 16.
 4. 14.

11. What is the meaning of the following sign?



1. Stop your vessel and communicate with the Lock keeper
2. Sound Horn - signal indicated on the sign.
3. Communicate with oncoming traffic by radio.
4. High Traffic area ahead.

12. What is the meaning of this signal?



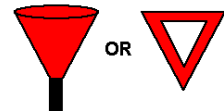
1. Ferry.
2. Crossing Channel ahead.
3. Anchoring area.
4. Vessels should cross to the other bank here.

13. What is the meaning of the following signal when displayed on a vessel?



1. The vessel is towing.
2. The vessel is a ferry.
3. The vessel is constrained by draught.
4. The vessel is not under command.

14. What is the meaning of this sign?



1. Stop at the junction ahead.
2. There is a hazard on the right side of the channel.
3. Warning - Ferry ahead.
4. There is a hazard on the left side of the channel.

15. The following signs indicate:



1. Vessels must proceed with caution.
2. Vessels must pass between the two markers.
3. Vessels must not pass between the two markers.
4. No entry.

16. The following signs indicate:

- 1 Vessels should proceed on the starboard side of the channel.
- 2 End of a traffic restriction.
3. Beware of low bridge ahead.
4. No entry but prepare to get under way

